



IN-STONE

Features & Benefits

- ◆ Semi-Transparent concrete stain
- ◆ Tint to any color
- ◆ Water based
- ◆ Easy application
- ◆ Use on any masonry surface


Ordering Information


Gallons: 4 per case

Product Code: IS-CB-01

5 Gallon Pail

Product Code: IS-CB-05





IN-STONE

Directions

- ◆ Must be able to penetrate the surface.
- ◆ Surfaces must be clean and dry, remove any loose paint or coatings.
- ◆ Apply with brush, roller or Sprayer.
- ◆ Do not apply below 50 °F.
- ◆ Dry to touch in 1-2 hours @ 70 °F
- ◆ Allow 4 hour cure prior to service
- ◆ Apply up to 3 coats.





IN-STONE

◆ *Can I use it to “lighten” a color?*

Yes, IN-STONE is one of the few products that can actually lighten a masonry surface.

◆ *Can it be used on Brick and Block?*

Yes, use most any masonry surface as long as it can penetrate.

◆ *Can I use it stepping stones and pavers?*

Yes concrete and other unsealed surfaces. IN-STONE is not recommended for garage floors or other vehicular surfaces.

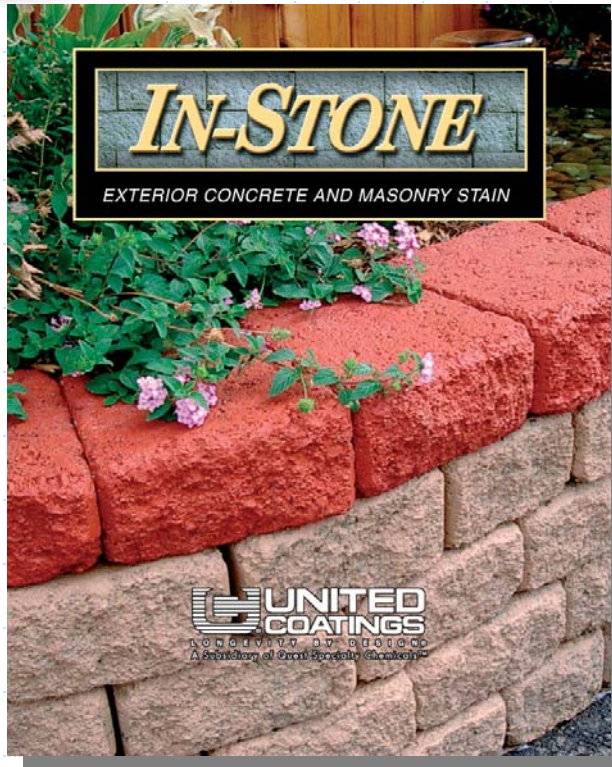
◆ *Can it be sealed or top coated?*

Yes, Acrysheen and Graffiti Shield can be used over IN-STONE.





IN-STONE



IN-STONE

CUSTOM COLORING IN-STONE

1. Start matching process as with any other product.
2. Enter a high quality exterior latex paint as the product being tinted.
3. Read sample and start with 1/10th of the recommended formula. Round all colorants up to at least 1 full unit or point.
4. Apply liquid sample to the item being matched, allow to dry and adjust as necessary. *If the item being matched is not available a standard concrete gray block works well.*
5. IN-STONE is a semi-transparent masonry stain, you can apply up to 3 coats. Color will darken and develop with each coat.

